



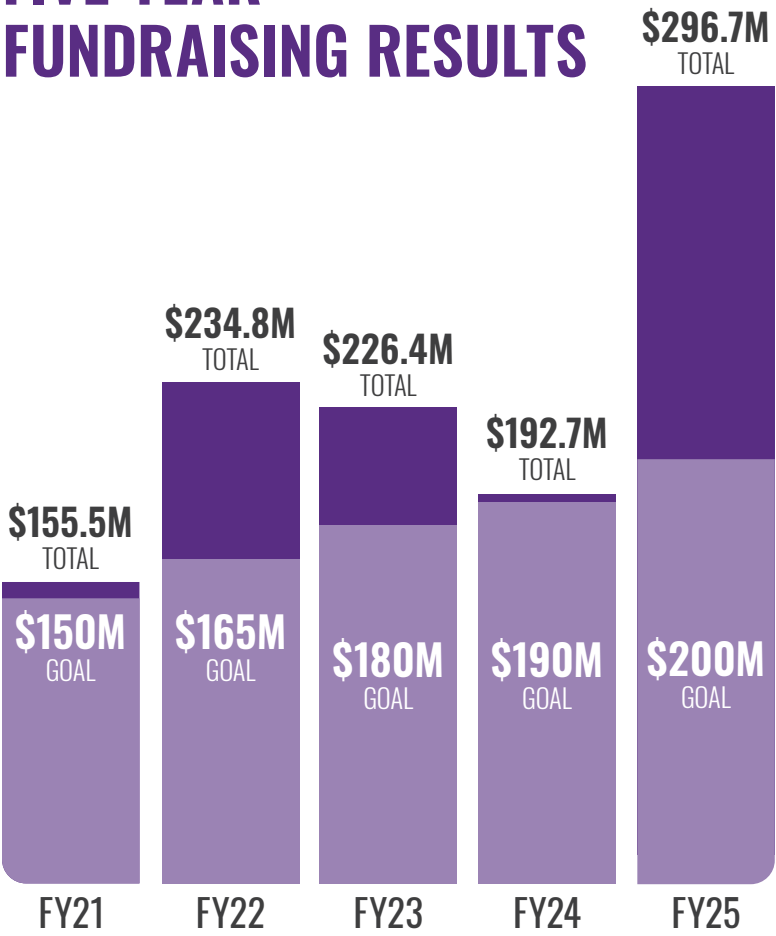
KANSAS STATE UNIVERSITY
FOUNDATION

BOLDLY ADVANCING K-STATE

ANNUAL REPORT FY25

THE ACCOMPLISHMENTS

FIVE-YEAR FUNDRAISING RESULTS



\$296.7M

new gifts and commitments

48%

raised to expendable funds

52%

raised to endowment

\$109.3M

in planned gifts

11

gifts of \$5 million or more

44

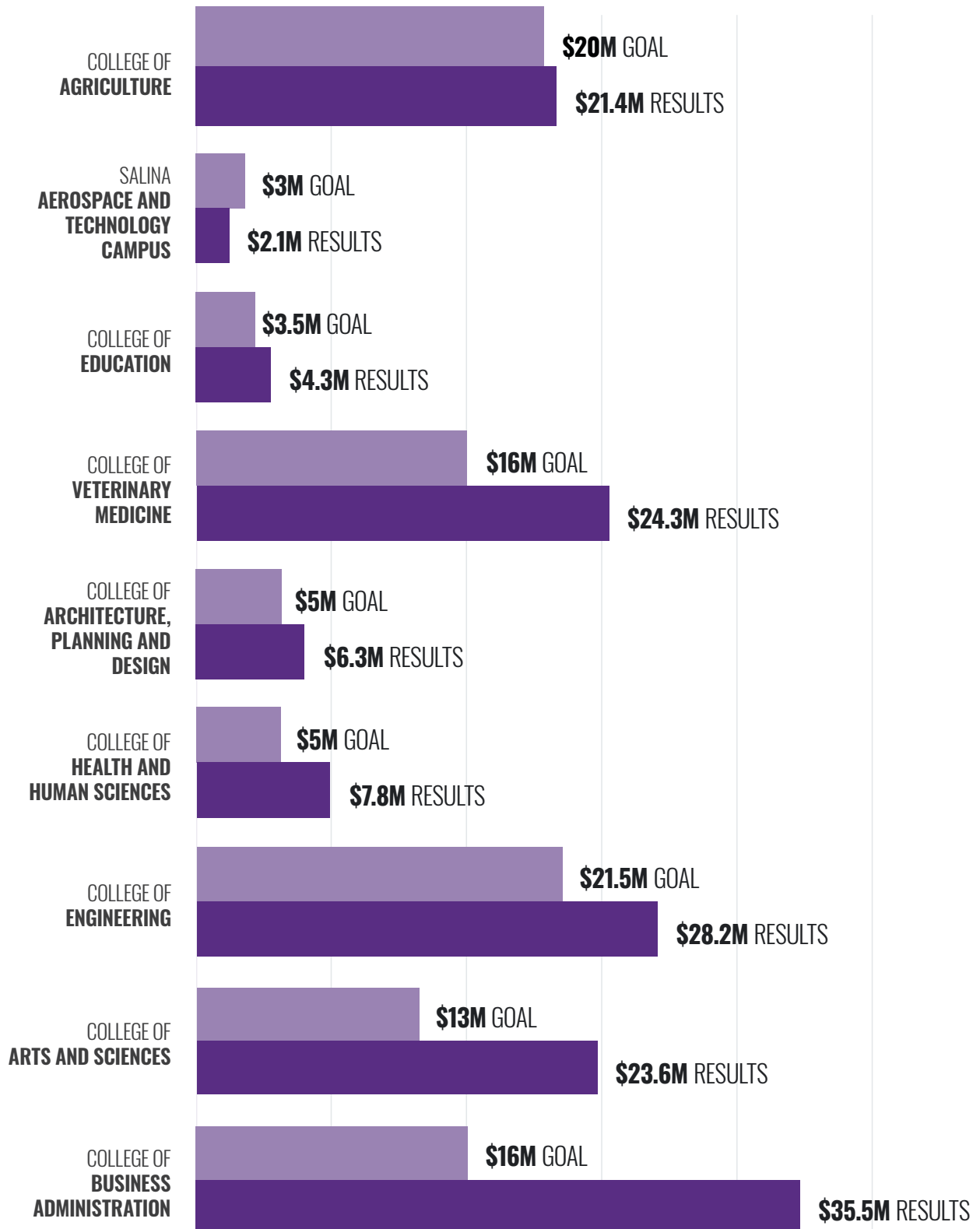
gifts of \$1 million or more

HOW GIFTS WERE DESIGNATED



Students	\$54.9M
Faculty	\$33.9M
Facilities	\$27.4M
Excellence	\$162.9M
Programs	\$5.6M
Designation pending	\$12.1K

THE ACCOMPLISHMENTS



THE ACCOMPLISHMENTS

K-STATE
DAY OF GIVING
APRIL 9, 2025



\$4.1M

dollars raised



1,614

donors



275

funds supported

THE ACCOMPLISHMENTS

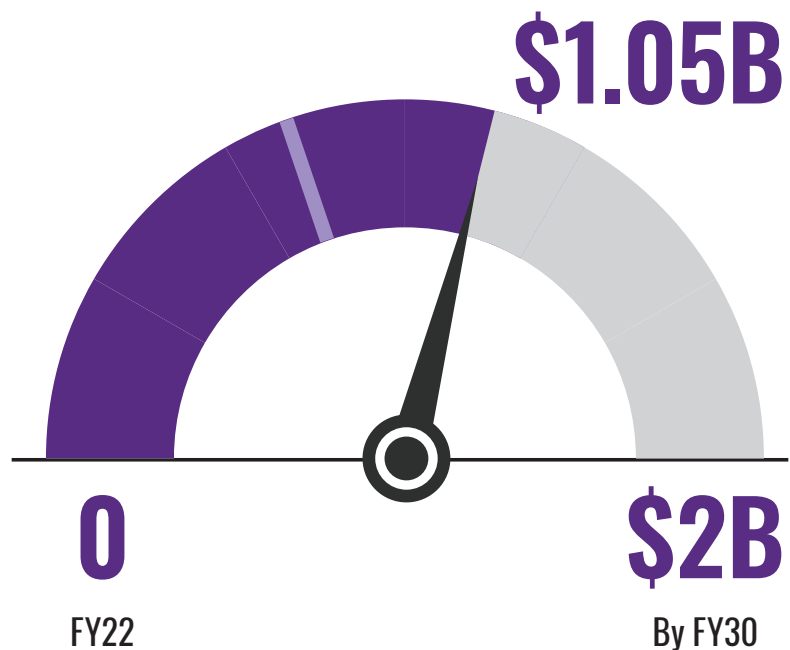
CLASSROOM INITIATIVE

OBJECTIVE:
dedicate \$7 million to
renovate 67 of the most
essential classrooms
across campus.

\$4.7M
raised for this
initiative so far

50%
of classrooms are complete
or in design phase

NEXT-GEN STRATEGIC PLAN



PERFORMANCE

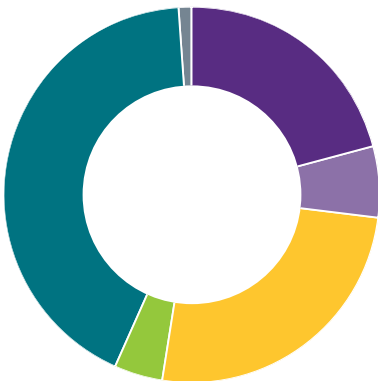
\$1.072B

Market value of K-State’s long-term investment pool at June 30, 2025, up \$53m from FY24

6.63%

Return earned on investments in FY25

DOLLARS MADE AVAILABLE TO CAMPUS FOR:

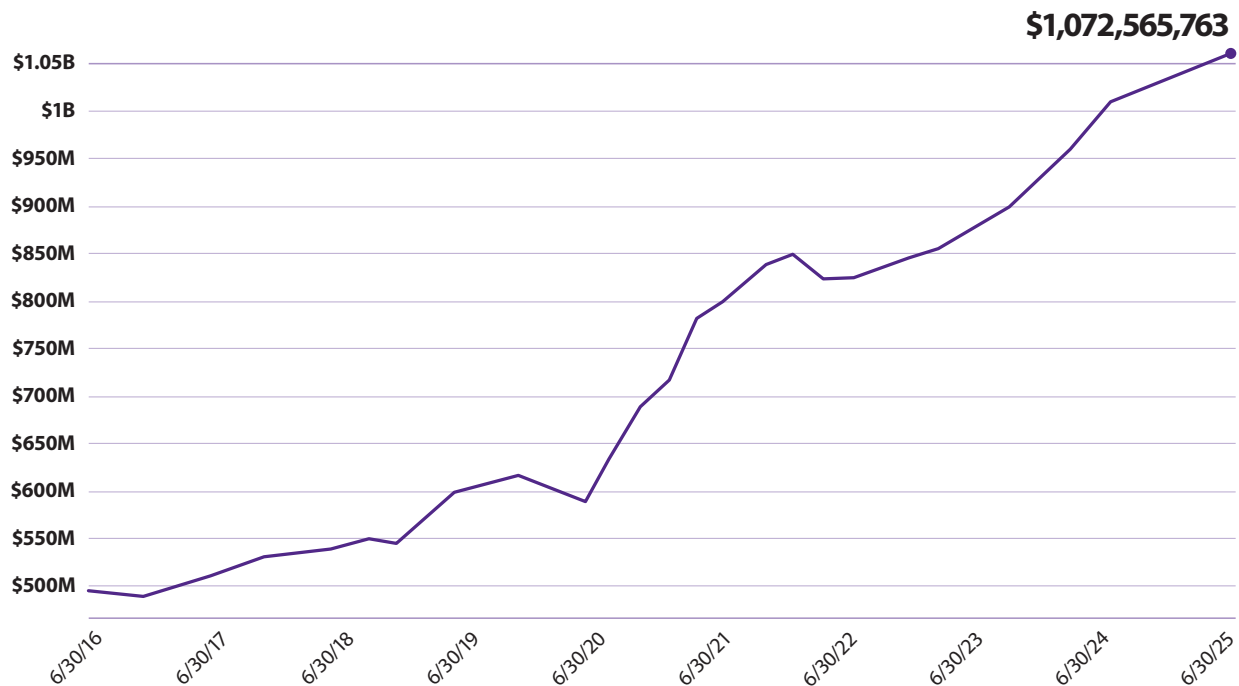


Student success	\$27.7M
Faculty support	\$8M
Facilities	\$33.3M
Programs	\$5.5M
Excellence	\$55.5M
Designation pending	\$1.4M
Total	\$131M

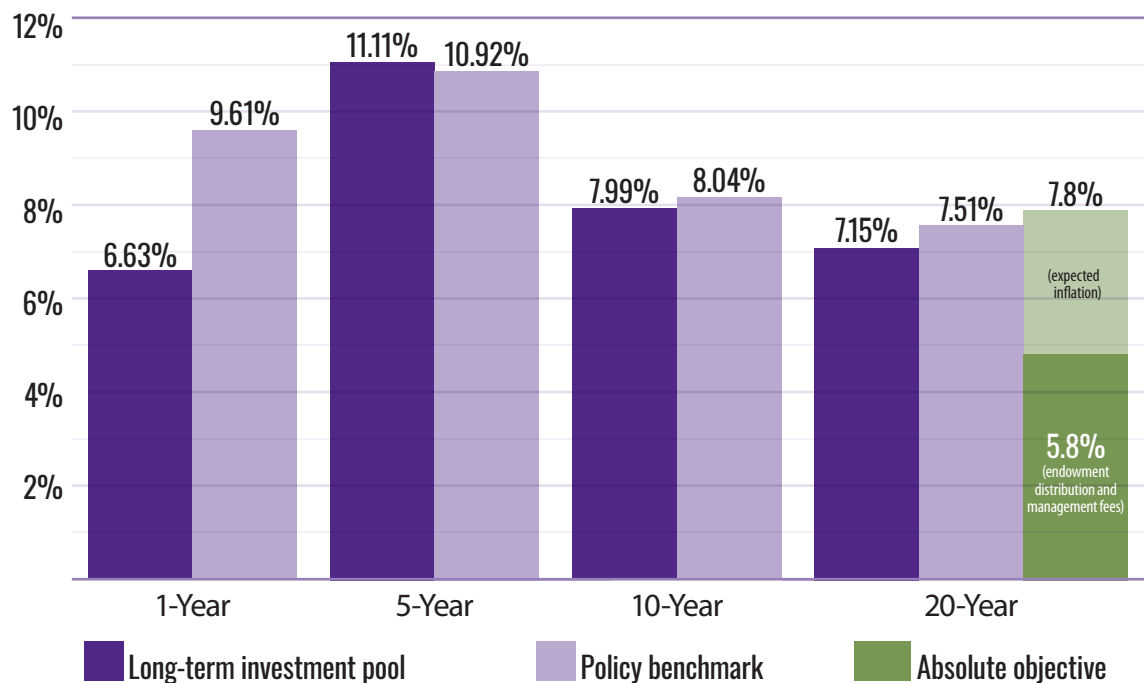
Numbers include endowment distribution and expendable funds made available to campus.

PERFORMANCE

LONG-TERM INVESTMENT POOL MARKET VALUE



INVESTMENT PERFORMANCE for period ending June 30, 2025




POINTS OF PRIDE



548

Newly qualified **major gift prospects** for K-State in FY25



\$3.7M

Dollars raised on average per KSU Foundation development officer.



\$26.5

Leadership gifts secured to fund the
Applied Learning Experiences initiative of
the Next Gen Strategic Plan

OUR VOLUNTEERS

OUR TRUSTEES

434

trustees serving as K-State's premier advocates, ambassadors and investors

\$79.5M

given by trustees in FY25. That equates to 27% of total dollars raised.

STUDENT FOUNDATION

Mission: to educate our student body on the role of philanthropy on our campus and to offer the opportunity for students to be philanthropists today.

\$64,550

amount raised for PROUD campaign in FY25

\$57,663

awarded to 38 students in financial distress through Student Opportunity Awards.

Since it's inception in 2006, Proud has raised over \$2 million and helped over 1,000 K-State students in financial distress.

CONSOLIDATED STATEMENTS OF FINANCIAL POSITION

	2025	2024	NET CHANGE
ASSETS			
Cash and cash equivalents	\$83,013,186	\$60,479,507	\$22,533,679
Investments	1,478,811,594	1,385,328,495	93,483,099
Pledges receivable – net of allowance and discounts	146,836,265	126,248,258	20,588,007
Receivables from estates	6,642,500	3,171,129	3,471,371
Property and equipment, net of accumulated depreciation; 2025 - \$6,591,688; 2024 - \$6,664,966	14,259,604	13,037,354	1,222,250
Golf Course property and equipment, net of accumulated depreciation: 2025 - \$7,038,105; 2024 - \$6,543,737	7,539,537	7,572,408	(32,871)
Note receivable	7,085,400	17,459,400	(10,374,000)
Cash surrender value of life insurance policies	9,593,786	9,412,387	181,399
Other assets and accrued investment income	35,754,916	34,398,385	1,356,531
TOTAL ASSETS	\$1,789,536,788	\$1,657,107,323	\$132,429,465
LIABILITIES AND NET ASSETS			
LIABILITIES			
Accounts payable, deposits and other liabilities	\$5,584,934	\$6,204,947	\$(620,013)
Accrued liabilities	4,758,284	4,562,105	196,179
Assets held for others	21,201,423	21,879,988	(678,565)
Unitrust and annuity liabilities	17,948,081	17,576,233	371,848
Long-term debt and lines of credit	78,739,394	94,624,651	(15,885,257)
TOTAL LIABILITIES	128,323,116	144,847,924	(16,615,808)
NET ASSETS			
Net assets without donor restrictions	134,427,263	131,090,735	9,352,440
Net assets with donor restrictions	1,526,877,409	1,381,168,664	85,061,810
TOTAL NET ASSETS	1,661,304,672	1,512,259,399	94,414,250
TOTAL LIABILITIES AND NET ASSETS	\$1,789,536,788	\$1,657,107,323	\$132,429,465

CONSOLIDATED STATEMENT OF ACTIVITIES

	2025	2024	NET CHANGE
REVENUES, GAINS AND OTHER SUPPORT			
Contributions	\$171,451,181	\$120,701,494	\$50,749,687
Investment Income (losses), net	(7,392,475)	(7,946,240)	553,765
Net realized and unrealized gains on investments	113,411,232	97,225,835	16,185,397
OTHER SUPPORT			
Operational service charges, management fees and other	25,939,228	23,228,937	2,710,291
Receipts for grants, research, supplies, travel and other			
University departmental activities and funding allotments, etc.	3,839,971	3,774,847	65,124
Actuarial gains (losses) on unitrusts and annuity obligations	3,059,546	235,748	2,823,798
Total revenues, gains and other support	310,308,683	237,220,621	73,088,062
EXPENSES AND SUPPORT			
Direct University support			
Scholarships and other student awards	27,339,089	24,123,937	3,215,152
Academic	27,643,845	17,448,442	10,195,403
Administrative – Faculty and student support	67,247,039	68,579,533	(1,332,494)
Capital improvements	9,173,872	3,405,347	5,768,525
Subtotal	131,403,845	113,557,259	17,846,586
Management and general	12,745,314	12,587,689	157,625
Fundraising and development	17,114,251	16,661,423	452,828
Total expenses and support	161,263,410	142,806,371	18,457,039
CHANGE IN NET ASSETS	149,045,273	94,414,250	54,631,023
NET ASSETS, BEGINNING OF YEAR	1,512,259,399	1,417,845,149	94,414,250
NET ASSETS, END OF YEAR	\$1,661,304,672	\$1,512,259,399	\$149,045,273



KANSAS STATE UNIVERSITY
FOUNDATION

BOLDLY ADVANCING K-STATE

1800 Kimball Avenue, Suite 200
Manhattan, Kansas 66502-3373
785-775-2000 • ksufoundation.org